

PHYS4150 — PLASMA PHYSICS  
LECTURE 10 - TRAPPING IN DIPOLAR FIELDS

*Sascha Kempf\**

*G135, University of Colorado, Boulder*

*Fall 2019*

---

1 TRAPPING IN DIPOLAR MAGNETIC FIELDS

1.1 *Bouncing in a dipole field*

Let's introduce the so-called *pitch angle* between the particle's velocity vector and the local magnetic field

$$\alpha = \tan^{-1} \frac{v_{\perp}}{v_{\parallel}}$$

Because of  $v = v_{\perp} \sin \alpha$ ,

$$\mu = \frac{T_{\perp}}{B} = \frac{mv^2}{2B} \sin^2 \alpha = \frac{T}{B} \sin^2 \alpha,$$

and  $\dot{T} = 0$ , the pitch angle depends only on the magnetic field strength  $B$ . Hence,

$$\frac{\sin^2 \alpha_1}{B_1} = \frac{\sin^2 \alpha_2}{B_2},$$

or

$$\frac{\sin^2 \alpha_1}{\sin^2 \alpha_2} = \frac{B_1}{B_2}.$$

At the mirror points is  $T_{\parallel} = 0$  and therefore  $\alpha = 90^\circ$ , and thus

$$\boxed{\sin \alpha = \left( \frac{B}{B_{mp}} \right)^{1/2}}. \quad (1)$$

This means that the pitch angle at a given location depends on the ratio between the local field strength  $B$  and the field strength at the mirror point  $B_{mp}$ .

---

\*sascha.kempf@colorado.edu

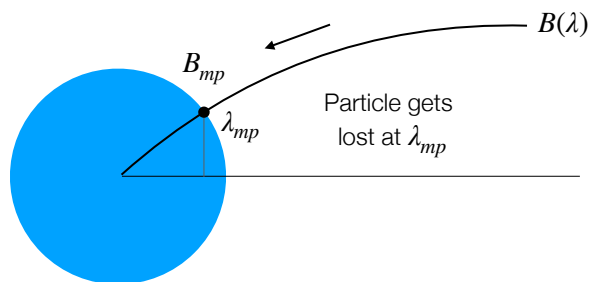
It is useful to define the pitch angle  $\alpha_{eq}$  at the equatorial plane

$$\sin^2 \alpha_{eq} = \frac{B_{eq}}{B_{mp}} = \frac{\cos^6 \lambda_{mp}}{(1 + 3 \sin^2 \lambda_{mp})^{1/2}},$$

where  $\lambda_{mp}$  is the latitude of the mirror point.  $\alpha_{eq}$  depends only on  $\lambda_{mp}$ , but not on  $L$ . Small equatorial pitch angles imply large values of  $v_{\parallel}$ .

## 1.2 Loss cone

Particles may for instance collide with neutrals of the planet's atmosphere and get lost. Let's assume that this happens at zero altitude.

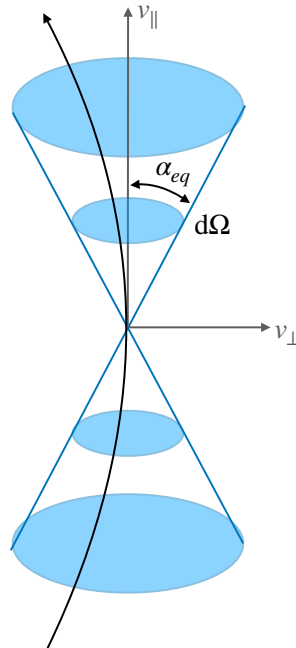


In this case we can use the equations for the equatorial pitch angle introduced in the previous lecture, i.e.

$$\sin^2 \alpha_{eq} = \frac{B_{eq}}{B_{mp}} = \frac{\cos^6 \lambda_{mp}}{(1 + 3 \sin^2 \lambda_{mp})^{1/2}}.$$

Particles with pitch angles  $\alpha < \alpha_{eq}$  will be lost to the atmosphere. The same applies to particles with  $\alpha > 180^\circ - \alpha_{eq}$ .

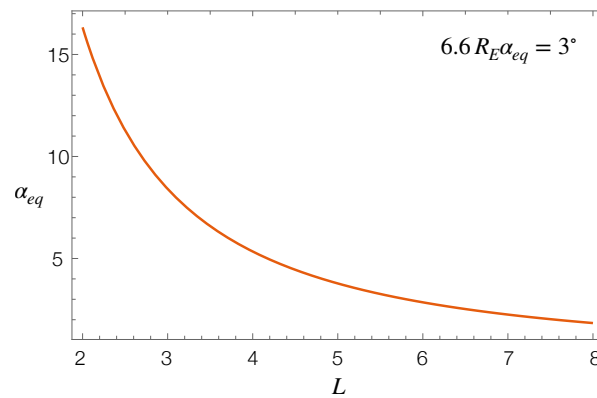
The geometric interpretation of this result is this of a *loss cone*:



Expressing  $\lambda_{mp}$  by its corresponding  $L$  value gives

$$\sin^2 \alpha_{eq} = (4L^6 - 3L^5)^{-1/2}. \quad (2)$$

Note that the loss cone does not depend on the particle charge, mass, and energy, but only on the field line curvature.



Remains the question under what circumstances trapping can actually happen. We already found that

$$T = \mu B_{mp} = \frac{1}{2} m v_{||}^2 + \mu B.$$

Particles will get trapped if their kinetic energy

$$T < \mu B_{mp}.$$

Now,

$$\mu B_m = \frac{T_{\perp}}{B} B_{mp} = \frac{m}{2} v_{\perp,eq}^2 \frac{B_{mp}}{B_{eq}} > \frac{m}{2} \{v_{\perp,eq}^2 + v_{\parallel,eq}^2\},$$

and

$$v_{\perp,eq}^2 \left( \frac{B_{mp}}{B_{eq}} - 1 \right) \geq v_{\parallel,eq}^2.$$

After substituting for the mirror ratio  $R = B_{mp}/B_{eq}$  we get

$$v_{\perp,eq}^2 (R - 1) \geq v_{\parallel,eq}^2,$$

or

$$\left| \frac{v_{\perp,eq}}{v_{\parallel,eq}} \right| = |\tan \alpha_{eq}| \geq \frac{1}{\sqrt{R-1}}.$$

### 1.3 Bounce period

The duration  $\tau_b$  for a single bounce is

$$\tau_b = 4 \int_0^{\lambda_{mp}} \frac{ds}{v_{\parallel}} = 4 \int_0^{\lambda_{mp}} \frac{ds}{d\lambda} \frac{d\lambda}{v_{\parallel}}.$$

Using that guiding center velocity along the field line is

$$v_{\parallel} = v \left( 1 - \frac{B}{B_{eq}} \sin^2 \alpha_{eq} \right)^{1/2}$$

and

$$\frac{dr}{d\lambda} = \frac{d}{d\lambda} (r_{eq} \cos^2 \lambda) = r_{eq} \cos \lambda (1 + 3 \sin^2 \lambda)^{1/2},$$

we obtain

$$\tau_b = 4 \frac{r_{eq}}{v} \int_0^{\lambda_{mp}} \cos \lambda (1 + 3 \sin^2 \lambda)^{1/2} \left[ 1 - \sin^2 \alpha_{eq} \frac{(1 + 3 \sin^2 \lambda)^{1/2}}{\cos^6 \lambda} \right]^{-1/2} d\lambda.$$

The integral cannot be solved analytical, but is reasonably well approximated by

$$\tau_b \approx \frac{L \cdot R_p}{(T/m)^{1/2}} (3.7 - 1.6 \sin \alpha_{eq}).$$

The bouncing period exhibits only a weak dependence on the equatorial pitch angle. This is resulting from the fact that small  $\alpha_{eq}$  correspond to large values of  $v_{\parallel}$ , and vice versa.

## 1.4 Drifts

Finally let us consider the drifts in an dipolar field. In a cylindrically symmetric field configuration is

$$-\nabla B = \left( \frac{B}{R_c^2} \right) \hat{\mathbf{R}}_c.$$

This allows to merge  $v_R$  and  $v_G$  into a single expression. The total magnetic drift is then

$$\mathbf{v}_B = \mathbf{v}_R + \mathbf{v}_G = \left( v_{\parallel}^2 + \frac{1}{2} v_{\perp}^2 \right) \frac{\mathbf{B} \times \nabla B}{\omega_c B^2}.$$

The angular drift per bounce cycle is then

$$\Delta\Psi = 4 \int_0^{\lambda_{mp}} \frac{\mathbf{v}_B}{r \cos \lambda} \frac{ds}{v_{\parallel}},$$

which allows us to find the drift time scale

$$\langle \tau_d \rangle \approx \frac{\pi q B_p R_p^2}{3LT} (0.35 + 0.15 \sin \alpha_{eq})^{-1}$$

as well as the average drift velocity of the bouncing particles

$$\langle v_d \rangle \approx \frac{6L^2 T}{q B_p R_p} (0.35 + 0.15 \sin \alpha_{eq}).$$

Note that  $\langle v_d \rangle$  does not depend on the particle mass. This means that ions and electrons drift with the same  $\langle v_d \rangle$  in opposite directions. Also, because  $\langle v_d \rangle$  scales as  $L^2$ , the drift velocity at more distant L shells is actually faster.